


A


TC: 0,1 sec; Fh: 30 Hz; Notch: 50 Hz; 30 s/pg



09:57:03 09:57:33

*for av*  
*ST*  
*nl*

TC: 0,1 sec; Fh: 30 Hz; Notch: 50 Hz; 30 s/pg



09:58:03

09:58:33

11/03/2026 09:51:52

Lunghe Distanze

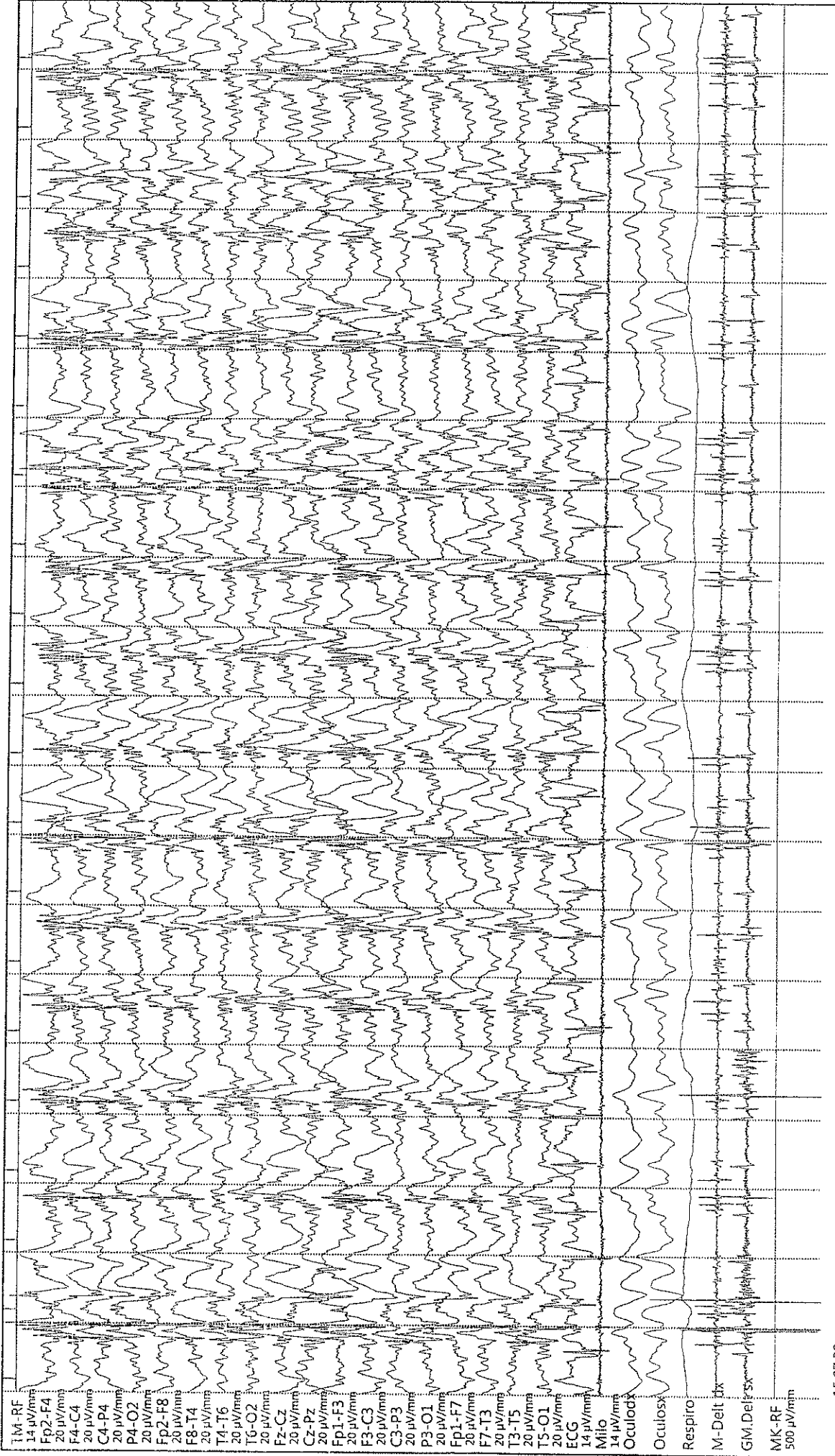
EEG

*Handwritten signature: su cu ff or*



2

TC: 0.1 sec; Fh: 30 Hz; Notch: 50 Hz; 20 s/pg



15:07:39 15:07:50

26/02/2026 14:16:45


Sonno

EEG

*Handwritten signature and initials:*  
 For au [Signature] or

2

TC: 0.1 sec; Fh: 30 Hz; Notch: 50 Hz; 30 s/pg



26/02/2026 14:16:45

Sonno

EEG

Dr. av. ~~AF~~ Dr

3

**BAEP**  
**Destra BAEP**  
 Stim: Ear

**Revisione**

**Motor**  
 Destra Peroneo TA  
 Sinistra Peroneo TA  
 Destra Ulnaris  
 Sinistra Ulnaris

**SEP**  
 Sinistra FESS n. mediano  
 Destra FESS n. mediano  
 Sinistra FESS tib. post+FP  
 Destra FESS tib. post+FP

**MEP**  
 a Periodo silente arti sup.  
 b Periodo silente arti inf.  
 a MEP attivato ADM  
 b MEP riposo Tib. Ant  
 a MEP cervicale ADM  
 b MEP lombare Tib. Ant  
 a MEP riposo ADM  
 b MEP attivato Tib. Ant

**BAEP**  
 Sinistra BAEP  
 Destra BAEP  
 Blink Reflex  
 CC Stim

**Destra BAEP**

Rao Marker media Esegui 1 Esegui 2 Esegui 3  
 Lat [ms] Lat [ms] Lat [ms]  
 I --- --- ---  
 IN --- --- ---  
 III --- --- ---  
 IIIN --- --- ---  
 V --- --- ---  
 VN --- --- ---

SL (dB) Esegui 1 Esegui 2 Esegui 3  
 Intens stim S1 105dB 105dB 105dB

Differenza latenza media Esegui 1 Esegui 2 Esegui 3  
 [ms] [ms] [ms]  
 A2-C2V - A2-C2I --- --- ---  
 A2-C2III - A2-C2I --- --- ---  
 A2-C2IV - A2-C2III --- --- ---

media  
 Mostra tutte le esecuzioni

**3**

**A2-C2**  
 1ms/D ▲ 0.5µV/D  
 ▲ Input:10µV/D  
 Med:2048 Relazione:0

**A2-C2**  
 1ms/D ▲ 0.5µV/D  
 ▲ Input:10µV/D  
 Med:2048 Relazione:0

**Sensibilità med**  
 Sensibilità di input: 10µV  
 Sensibilità di output: 0.5µV

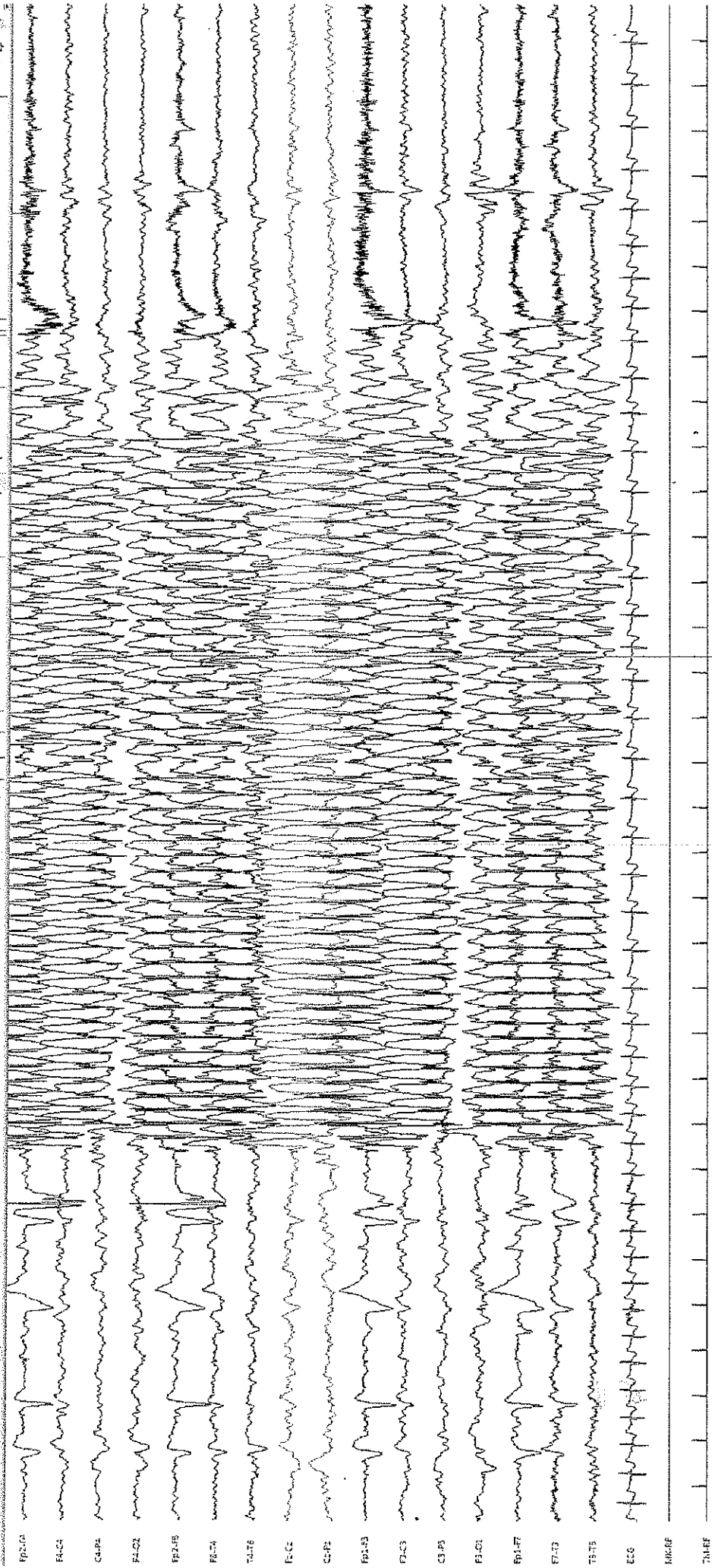
**AMPI**  
 100µV  
 500µV  
 1mV  
 5mV  
 10mV

**Ear**

for au or



4




Handwritten signature and initials: *FF*  
*19*  
*28*  
*17*



6

TC: 0.1 sec; Ftr: 30 Hz; Notch: 50 Hz; 20 s/pg



10:53:52 10:54:12

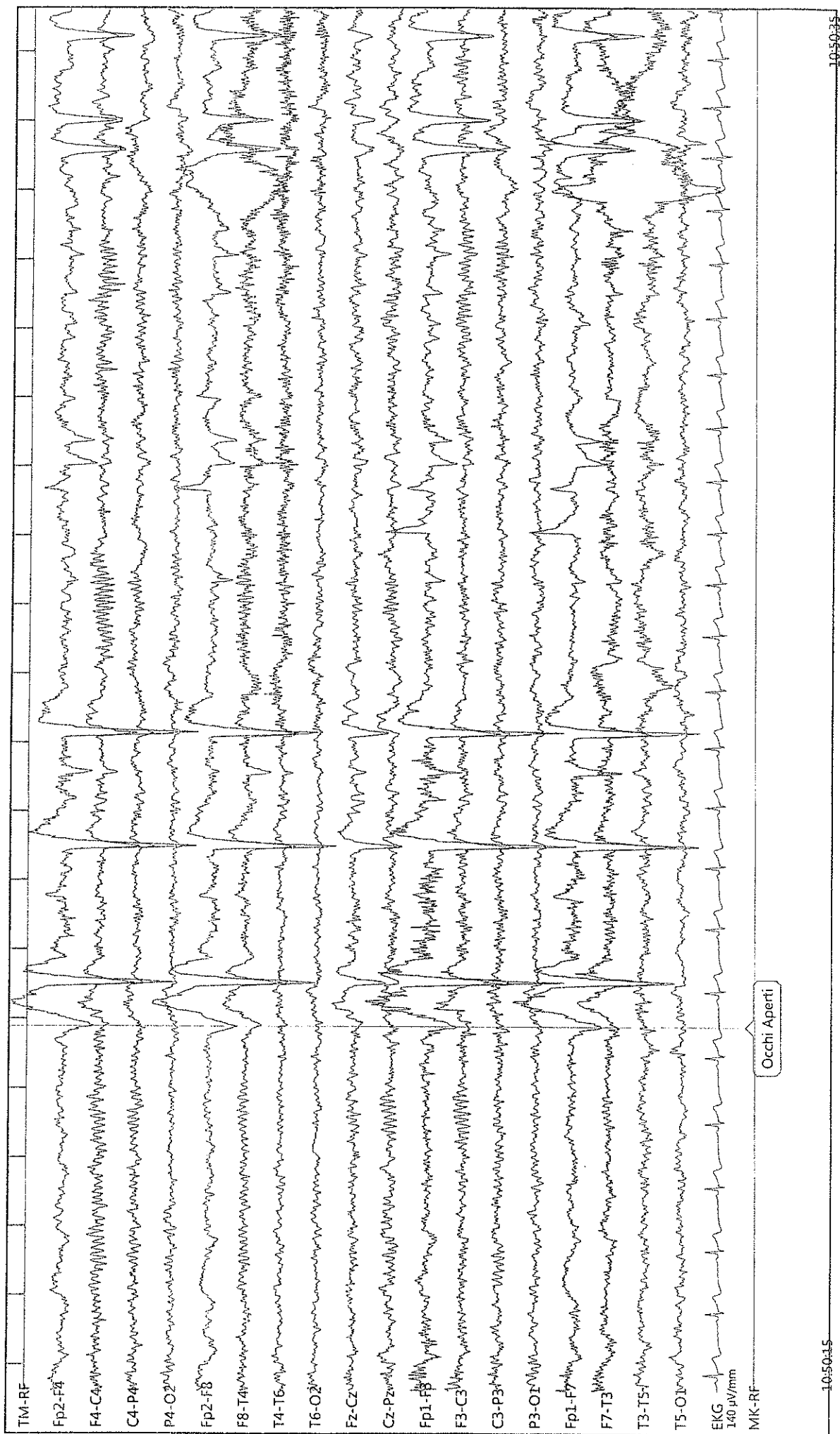
05/03/2026 10:45:52

Longitudinale Fe

EEG

6

TC: 0,1 sec; Fh: 30 Hz; Notch: 50 Hz; 20 s/pg



10:50:35 10:50:35

05/03/2026 10:45:52

Longitudinale Fe

EEG

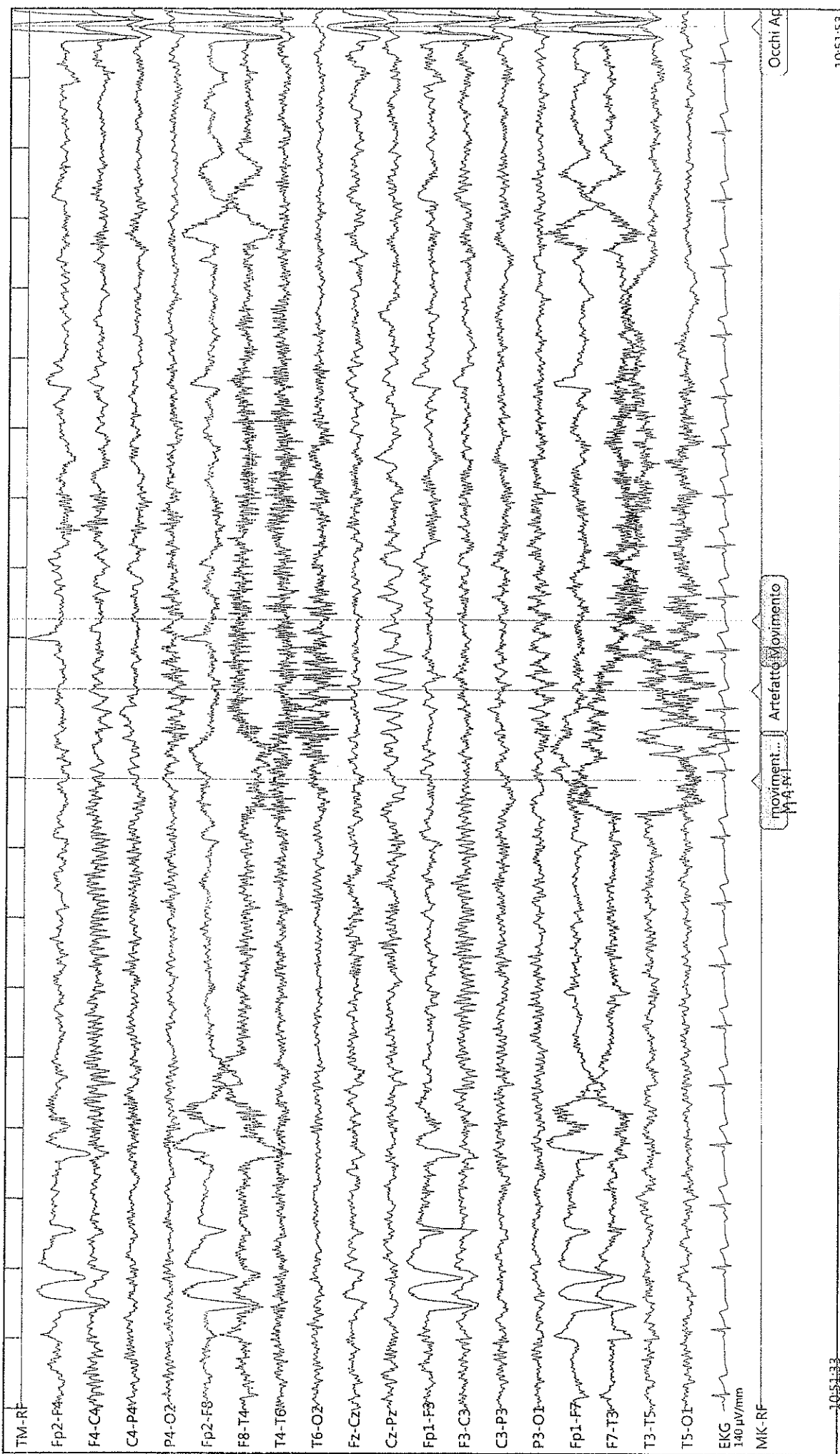
Dr. Sa. CV

[Signature]

6

TC: 0,1 sec; Fh: 30 Hz; Notch: 50 Hz; 20 s/pg

ALBERTO VIZI 17/07/2023



10:51:33



05/03/2026 10:45:52

Longitudinale Fe

EEG


Dr. J. M. V. [Signature]

7



Dr. Gen. av. H

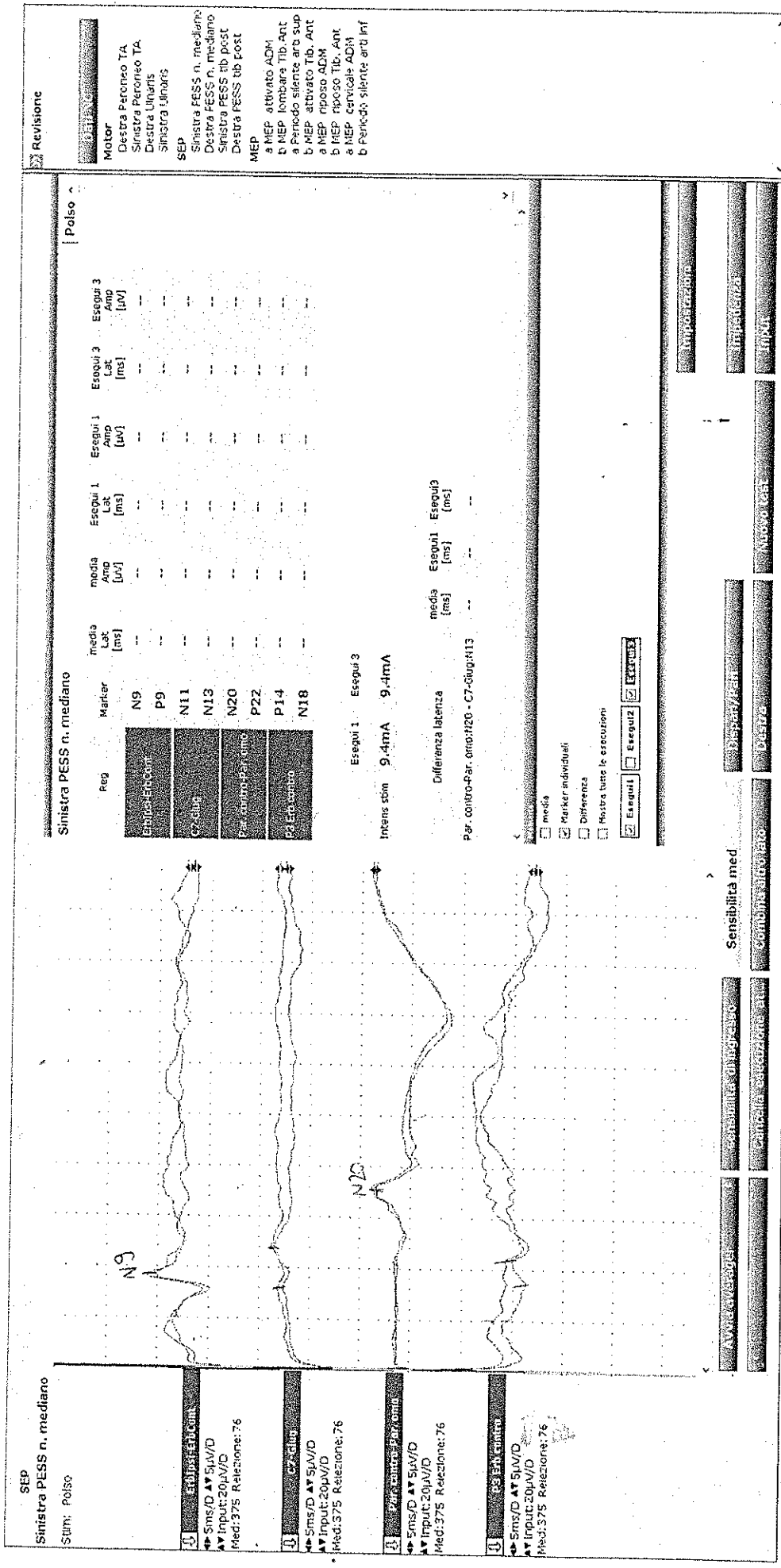
8



Handwritten signature and initials: *St. M. G. M. V.*



10



#7  
Handwritten signature and initials

